



DISEASE EPIDEMIOLOGY PROGRAM Acute Respiratory Disease Surveillance Summary

Ft Benning: 07 March 2019 – 07 March 2020

DEFINITIONS:

ARD Rate=(ARD cases/Trainees) *100

ADV = Adenovirus

Strep Rate=(Strep Cultures (+))/Cultures) *100

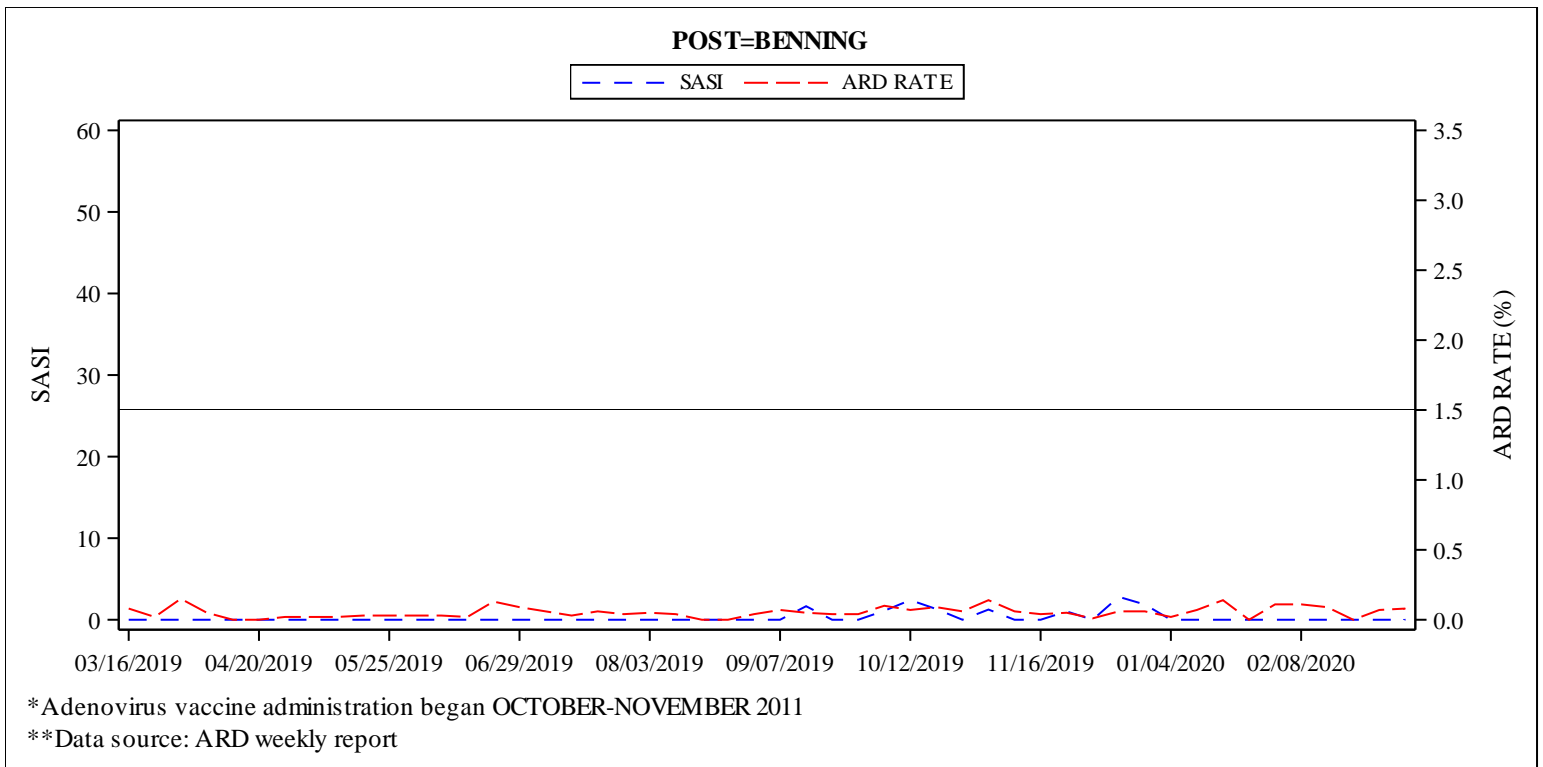
Strep-ARD Surveillance Index (SASI)=(ARD Rate*Strep Rate)

Strep Testing Compliance (STC) =% of ARD cases tested for Strep at each site (those sites highlighted red are at less than 60% compliance)

NOTE: All installations have achieved full ADV coverage.

	ARD Rate	SASI	STC
Benning	0.08 (I)	0.00 (N)	71%
Leonard Wood	0.11 (D)	0.00 (N)	86%
Jackson	0.02 (I)	0.00 (N)	0%
Sill	0.29 (I)	0.00 (N)	38%

Summary comparison to previous week
I = Increase D = Decrease N = No Change N/A = Undefined



Males			
Unit Strength	ARD Cases	Strep Test Done	Strep Positive
8380	7	5	0

Females			
Unit Strength	ARD Cases	Strep Test Done	Strep Positive
180	0	0	0



DISEASE EPIDEMIOLOGY PROGRAM

Acute Respiratory Disease Surveillance Summary

Ft Leonard Wood: 07 March 2019 – 07 March 2020

DEFINITIONS:

ARD Rate=(ARD cases/Trainees) *100

ADV = Adenovirus

Strep Rate=(Strep Cultures (+)/Cultures) *100

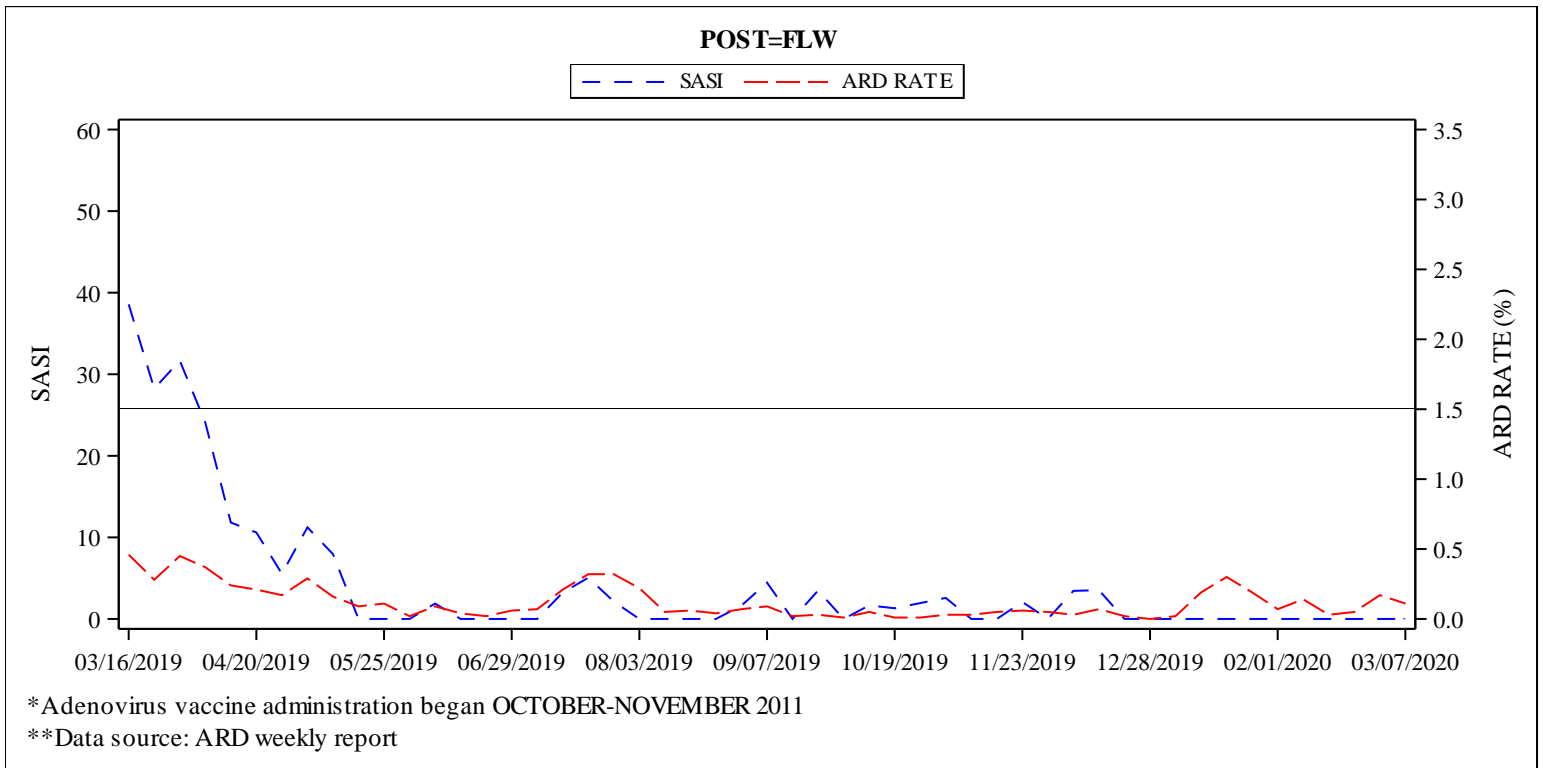
Strep-ARD Surveillance Index (SASI)=(ARD Rate*Strep Rate)

Strep Testing Compliance (STC) =% of ARD cases tested for Strep at each site (those sites highlighted red are at less than 60% compliance)

NOTE: All installations have achieved full ADV coverage.

	ARD Rate	SASI	STC
Benning	0.08 (I)	0.00 (N)	71%
Leonard Wood	0.11 (D)	0.00 (N)	86%
Jackson	0.02 (I)	0.00 (N)	0%
Sill	0.29 (I)	0.00 (N)	38%

Summary comparison to previous week
 I = Increase D = Decrease N = No Change N/A = Undefined



Males			
Unit Strength	ARD Cases	Strep Test Done	Strep Positive
4621	5	4	0

Females			
Unit Strength	ARD Cases	Strep Test Done	Strep Positive
1768	2	2	0

If you have questions, comments or suggestions about this report, please contact us at (410) 436-4655 or [Email Disease Epidemiology](#)

APPROVED FOR PUBLIC RELEASE, DISTRIBUTION UNLIMITED



DISEASE EPIDEMIOLOGY PROGRAM

Acute Respiratory Disease Surveillance Summary

Ft Jackson: 07 March 2019 – 07 March 2020

DEFINITIONS:

ARD Rate=(ARD cases/Trainees) *100

ADV = Adenovirus

Strep Rate=(Strep Cultures (+)/Cultures) *100

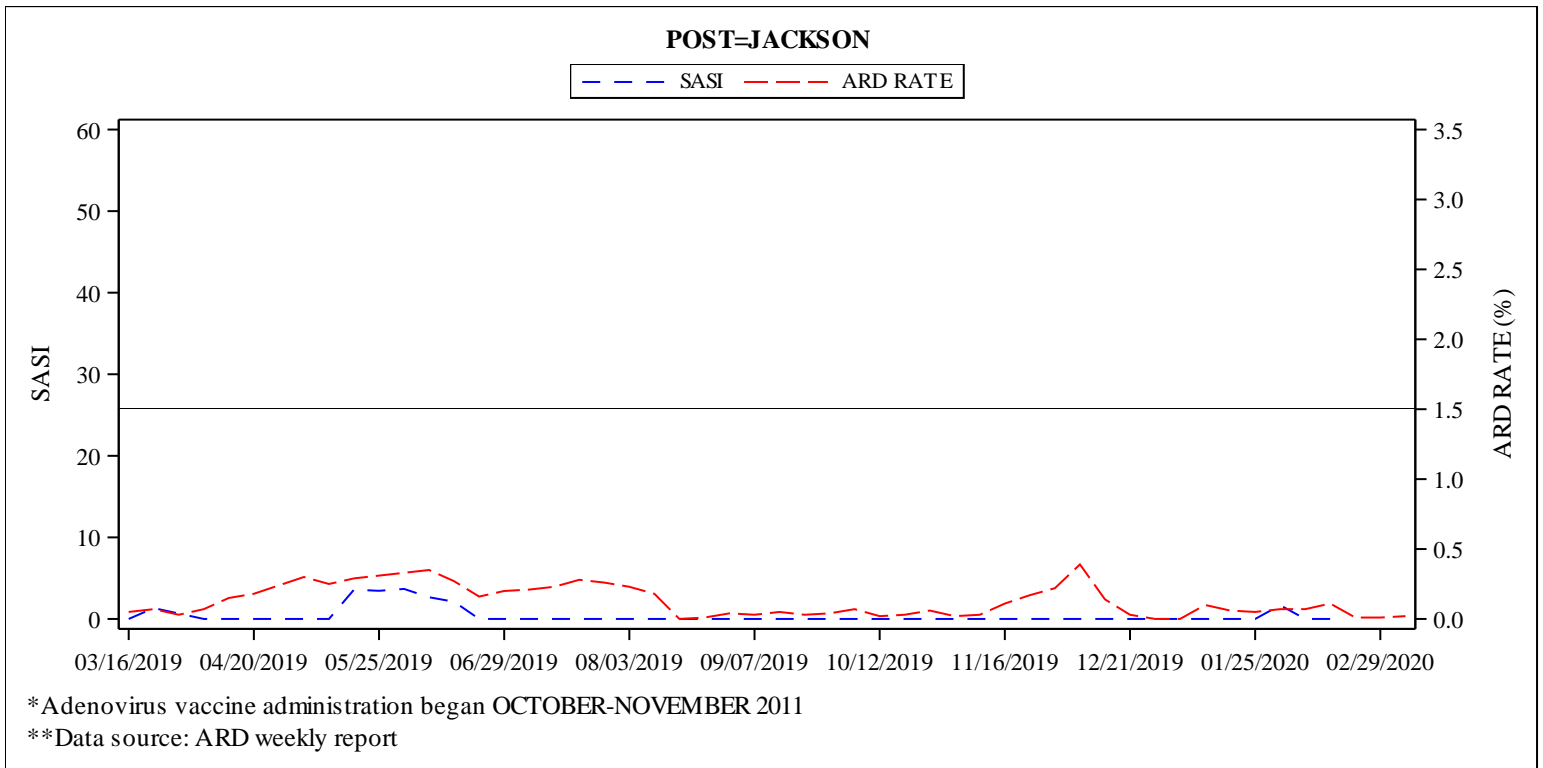
Strep-ARD Surveillance Index (SASI)=(ARD Rate*Strep Rate)

Strep Testing Compliance (STC) =% of ARD cases tested for Strep at each site (those sites highlighted red are at less than 60% compliance)

NOTE: All installations have achieved full ADV coverage.

	ARD Rate	SASI	STC
Benning	0.08 (I)	0.00 (N)	71%
Leonard Wood	0.11 (D)	0.00 (N)	86%
Jackson	0.02 (I)	0.00 (N)	0%
Sill	0.29 (I)	0.00 (N)	38%

Summary comparison to previous week
 I = Increase D = Decrease N = No Change N/A = Undefined



Males			
Unit Strength	ARD Cases	Strep Test Done	Strep Positive
7859	2	0	0

Females			
Unit Strength	ARD Cases	Strep Test Done	Strep Positive
3208	0	0	0



DISEASE EPIDEMIOLOGY PROGRAM

Acute Respiratory Disease Surveillance Summary

Ft Sill: 07 March 2019 – 07 March 2020

DEFINITIONS:

ARD Rate=(ARD cases/Trainees) *100

ADV = Adenovirus

Strep Rate=(Strep Cultures (+)/Cultures) *100

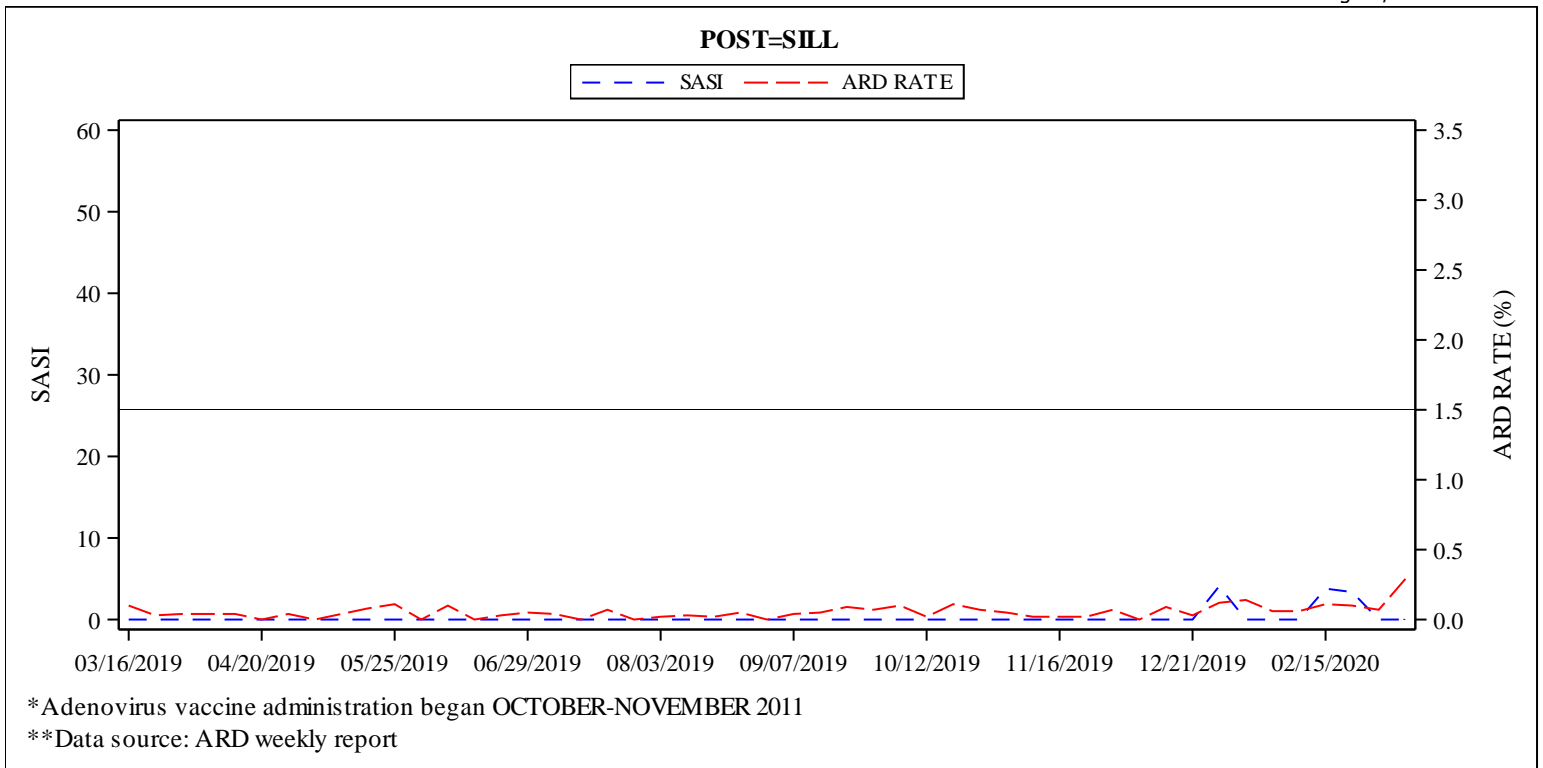
Strep-ARD Surveillance Index (SASI)=(ARD Rate*Strep Rate)

Strep Testing Compliance (STC) =% of ARD cases tested for Strep at each site (those sites highlighted red are at less than 60% compliance)

NOTE: All installations have achieved full ADV coverage.

	ARD Rate	SASI	STC
Benning	0.08 (I)	0.00 (N)	71%
Leonard Wood	0.11 (D)	0.00 (N)	86%
Jackson	0.02 (I)	0.00 (N)	0%
Sill	0.29 (I)	0.00 (N)	38%

Summary comparison to previous week
 I = Increase D = Decrease N = No Change N/A = Undefined



Males			
Unit Strength	ARD Cases	Strep Test Done	Strep Positive
1834	6	2	0

Females			
Unit Strength	ARD Cases	Strep Test Done	Strep Positive
901	2	1	0